



# COLOR IN MOSAIC

## With Vera Belikova

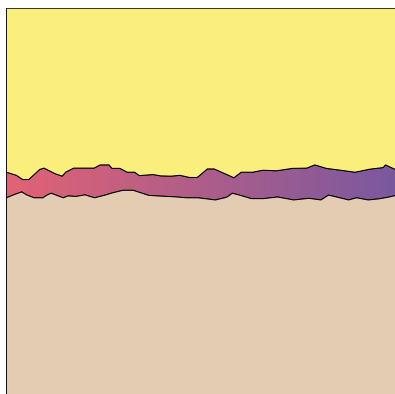


Learn how to turn a plain sketch into a vibrant, colorful mosaic!  
September 19th and 20th 2024

During the workshop you will be able to create 2-4 colour mixes yourself and analyse the use of color in works by famous mosaic artists and French pointillists to develop your eye for color palettes. A free workbook and unique Italian smalti imported straight from the Italian furnaces are included!

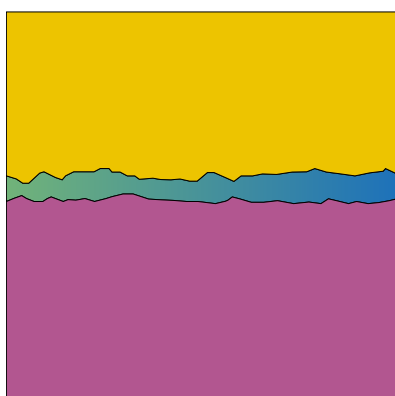
[www.verabelikova.it](http://www.verabelikova.it)

# Choose your sketch from the ones below!



**1A**

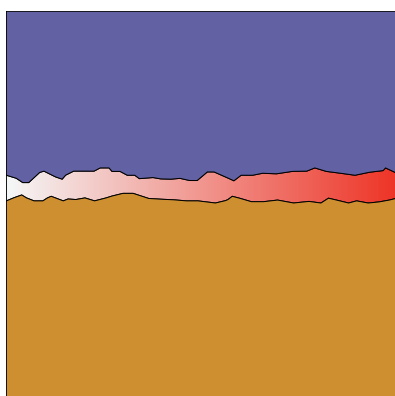
The designs differ in complexity, where 1 is the simplest and 3 - the most difficult. Please evaluate the level of your mosaic background before deciding which one is more suitable for you. Remember that you will have 12 hours to accomplish a mosaic of about 6"x6" made in the direct method with tesserae cut with a mosaic hammer and a hardie.



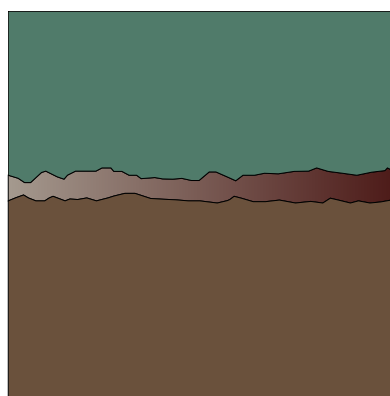
**1B**




**1D**




**1C**




**1E**




**2A**



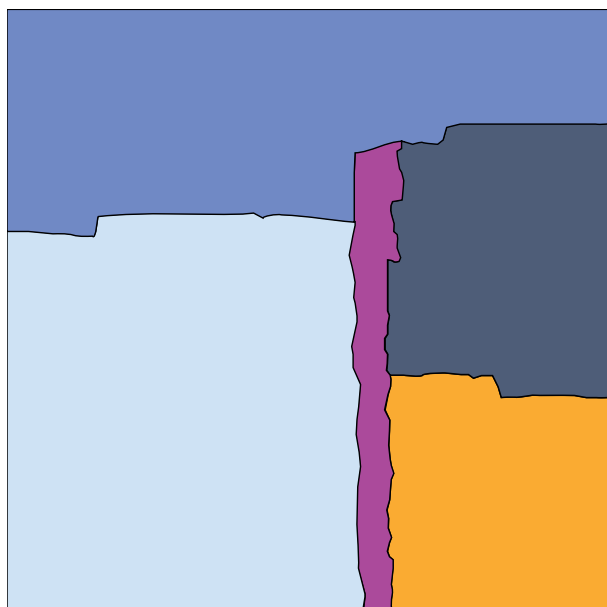
**2B**



**2C**



**2D**



**3A**



**3B**



**3C**